



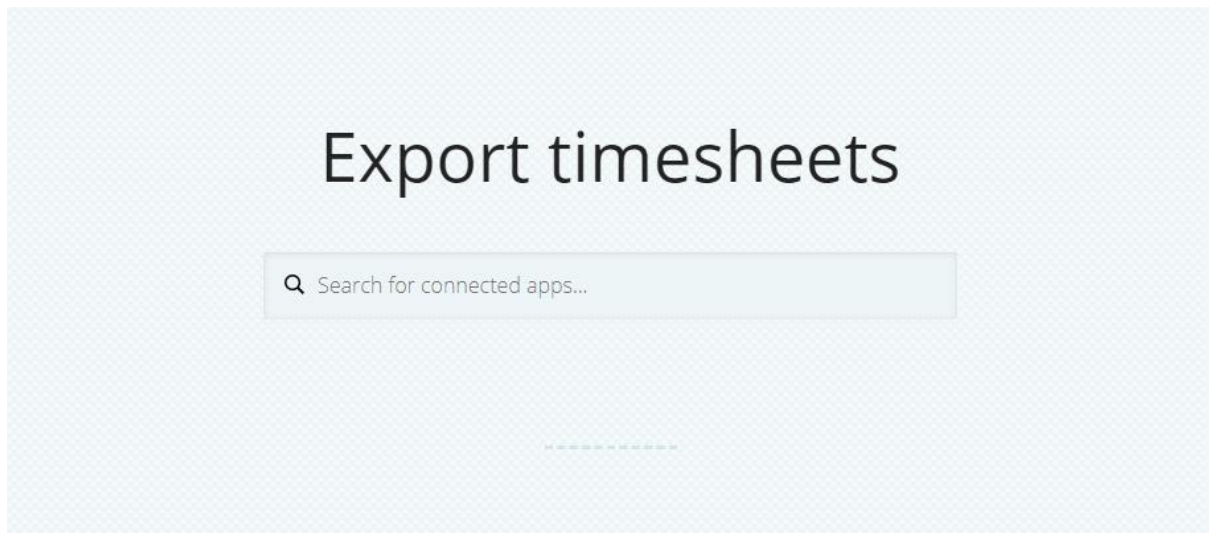
# Using the export timesheets screen

*Last updated - Apr 23, 2021 at 10:31PM*

Web:	<a href="https://timedock.com">https://timedock.com</a>
Email:	<a href="mailto:info@timedock.com">info@timedock.com</a>
International:	(+64) 9 444 1384
Local phone:	(09) 444 1384

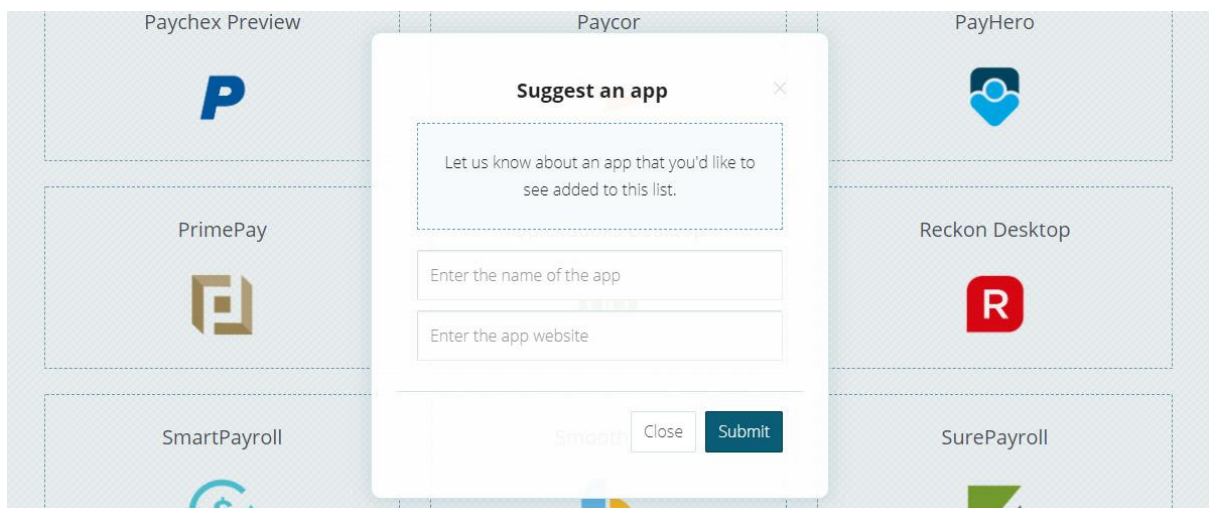
## Searching for an export format

Type the name of a specific application or export format within the search box at the top of the Export Timesheets screen to find a particular format, or scroll down the page to browse a list of all available formats.



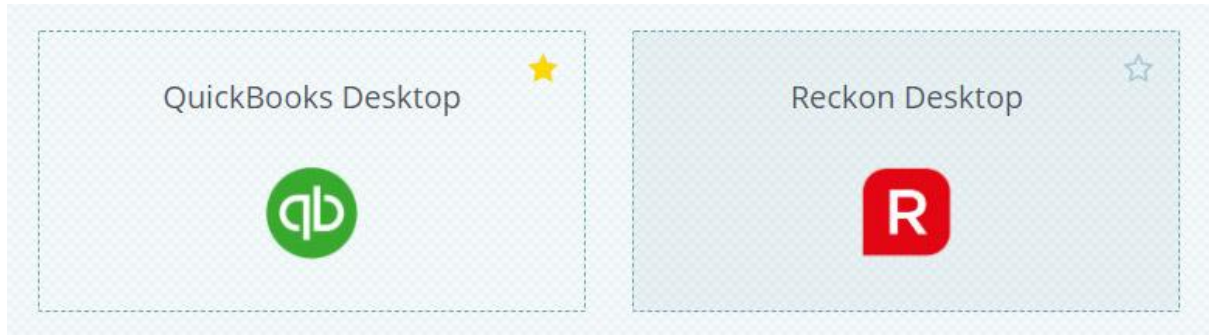
## Suggest another timesheet format

To suggest another format not in the list, scroll to the bottom of the page and click Suggest an app. Fill in the details of your application, and then click submit.



## Favourite timesheet export formats

To favourite a format so that it appears at the top of the screen when you return to Export Timesheets, hover over the format and click on the grey star icon.



## See also

- [Customising a timesheet export format](#)